

PARENT PORTAL LOGIN INSTRUCTIONS

How to Login

The initial login requires you to verify your identity and setup a password. After setting up your password you will be able to access the Parent Portal directly from the College website or the BCE app. This document will run you through the process of the first time-login process.

PARENT PORTAL LINK: <https://extranet.bne.catholic.edu.au/parent/mtm/Pages/default.aspx>

Alternatively, go to www.mtmaria.qld.edu.au and there's an access button in the top right corner

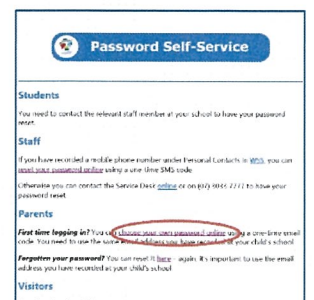
1. Start the process by **clicking on the link above**. You will be met with a login screen.




2. Select **Brisbane Catholic Education** and select **Forgotten Password/First-Time Login**.




3. Select the link under the **Parents** heading titled **choose your own password online**.



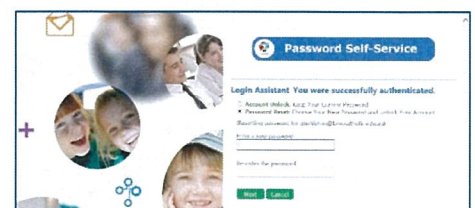
4. Enter the personal email address that you have provided to the College and click **Next**.



5. Check your email for a security code and enter the corresponding security code in the screen that follows and click **Next**.



6. Ensure that **Password Reset** option is selected and enter your desired password in both boxes before clicking **Next**.



7. Now that you have set your password you can now login to the Parent Portal by following this link <https://extranet.bne.catholic.edu.au/parent/mtm/Pages/default.aspx> or via the Parent Portal button on the College website. You will need to remember your password to login to view the secure information.